



GIPO P 100



The GIPO P 100 Impact Crusher is the ideal all rounder from simple crushing to recycling/processing plants with countless configuration options available to the end user.

TECHNICAL DATA

IMPACT CRUSHER

Crusher Inlet (W x L)	970x800mm (*920)
Rotor Diameter	1,200mm
Discharge Channel	1030x2350mm
* Size of crusher inlet can be increased hydraulically	

FEED HOPPER

Volume	4m ³ *
Max feed size WxHxL	600x800x1000mm
Capacity	Up to 250tph
Feed hopper can be enlarged with wall attachments	
Robust design made of highly wear-resistant material	
Hydraulically lockable hinged walls	

FEED CHANNEL

C Channel (WxL)	880x3400
FDR Channel (WxL)	810x2350mm
FDR Channel with separate pre-screen	

CONVEYORS

Crusher Discharge Conveyor

Width	1200mm
-------	--------

Under Screen Conveyor

Width	1400mm
-------	--------

Return Conveyor

Width	650mm
-------	-------

Can be used as side discharge conveyor

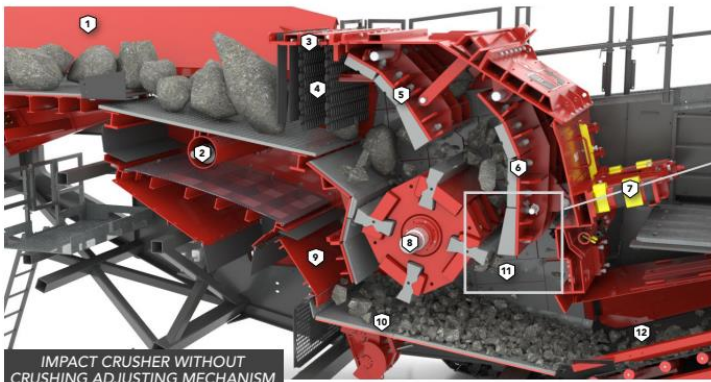
Side Discharge Conveyor (optional)

Width	650mm
-------	-------

Magnetic Conveyor (optional)

PRE-SCREENING



Upper Deck	900x1920mm
Lower Deck	1285x880mm
Optional Pre-Screen Side Conveyor	650mm



IMPACT CRUSHER WITHOUT CRUSHING ADJUSTING MECHANISM

- | | | | |
|----------------|----------------------|-----------------------|----------------------------------|
| 1. Feed hopper | 4. Chain curtain | 7. Gap adjustment | 11. Crushing adjusting mechanism |
| 2. Pre-screen | 5. Top impact arm | 8. Impact rotor | 12. Crusher discharge conveyor |
| 3. Chain cover | 6. Bottom impact arm | 9. Bypass box | |
| | | 10. Discharge channel | |

Range of applications include:



GIPO IMPACTOR

TECHNICAL DATA	P 100	P 100 GIGA	P 100 GIGA (Ferrous mat. Longitudinal discharge)	GIPO P100 KOMBI
Final Screening Unit (mm)				
Upper deck	1540 x 3500	1550 x 5000	1550 x 5000	1550 x 5000
Middle deck (optional)	-	1550 x 4500	1550 x 4500	1550 x 4500
Lower Deck (optional)	-	-	-	1550 x 4500
Weight (kgs)	40,000-47,000	52,000-60,000	73,000-80,000	70,000-75,000
Power Unit (kW)	Up to 310	Up to 330	Up to 354	Up to 405

GIPO P 100



GIPO P 100 GIGA



GIPO P 100 GIGA



Ferrous mat. longitudinal discharge

GIPO P 100 KOMBI



All figures are examples and may vary depending on equipment and options.

CONFIGURATION OPTIONS

FEED

- Manual or hydraulic hopper wall height increase
- Wearing lining
- Feed apron conveyor
- Roller grizzly

FINAL SCREENING UNIT

- Very wide range of screen covering options
- Blanking cover
- Screen deck combination for mixing fractions

FERROUS METAL DISCHARGE

- Cross magnet
- Height adjustable
- Longitudinal magnet can be rotated and adjusted for height

CONVEYOR BELTS

- Hinged or connector systems for quick transport preparation
- Variable conveyor belt lengths
- Hoods and covers
- Measuring systems and belt scales
- Magnetic drums

CRUSHING UNIT

- Crushing adjusting mechanism for processing chippings
- Impact bars for every application
- Open or closed rotor
- Swivelling crane for impact bar replacement
- Hydraulic pin locking

SAFETY & WORKING CONDITIONS

- Plant lighting
- Central lubrication
- Refuelling pump
- Water spraying and misting
- Radio remote controls
- Country-specific standards

DRIVE UNIT

- Drive systems:
 - ° Diesel-hydraulic with direct drive for crusher
 - ° Electro-hydraulic with direct drive for crusher
 - ° Combined diesel / electrical-hydraulic
- Choice of various engine manufacturers

AIR CLASSIFIER

- Powerful removal of unwanted material from oversize material
- Removal at screen outlet for small foreign particles on middle and lower deck

NOTE: INFORMATION AND PHOTOGRAPHS ARE FOR BASE UNITS AND MAY NOT BE SPECIFIC TO UNITS OFFERED

GIPO P 100



GIPO P 100 GIGA



GIPO P 100 KOMBI

